

**FILE COPY**

**MONTHLY REPORT OF DISBURSEMENTS**  
For the Month of March 1-31, 2024

FAR No. 4


Department: DEPARTMENT OF LABOR AND EMPLOYMENT (DOLE)  
 Agency: TECHNICAL EDUCATION AND SKILLS DEVELOPMENT AUTHORITY (TESDA)  
 Operating Unit: CENTRAL OFFICE  
 Organization Code: 22-009-0100000  
 Funding Source: 01 - Regular Agency Fund


| PARTICULARS               | CURRENT YEAR BUDGET  |                      |                   |                      | PRIOR YEAR'S BUDGET           |                     |                  |                     | SUB-TOTAL           | GRAND TOTAL          |                      |                      |                   | REMARKS              |
|---------------------------|----------------------|----------------------|-------------------|----------------------|-------------------------------|---------------------|------------------|---------------------|---------------------|----------------------|----------------------|----------------------|-------------------|----------------------|
|                           | PS                   | MOOE                 | CO                | TOTAL                | PRIOR YEAR'S ACCOUNTS PAYABLE |                     |                  | TOTAL               |                     | PS                   | MOOE                 | CO                   | TOTAL             |                      |
|                           |                      |                      |                   |                      | PS                            | MOOE                | CO               |                     |                     |                      |                      |                      |                   |                      |
| Notice of Cash Allocation |                      |                      |                   |                      |                               |                     |                  |                     |                     |                      |                      |                      |                   |                      |
| MDS Checks Issued         | 11,203,777.48        | 8,839,074.77         | -                 | 20,042,852.25        | -                             | 74,062.50           | -                | 74,062.50           | 74,062.50           | 20,116,914.75        | 11,203,777.48        | 8,913,137.27         | -                 | 20,116,914.75        |
| LDDAP-ADA                 | 2,573,034.30         | 5,456,591.94         | 490,038.00        | 8,519,664.24         | -                             | 2,735,399.03        | -                | 2,735,399.03        | 2,735,399.03        | 11,255,063.27        | 2,573,034.30         | 8,191,990.97         | 490,038.00        | 11,255,063.27        |
| Tax Remittance Advice     | 1,870,425.75         | 321,076.61           | -                 | 2,191,502.36         |                               | 5,478,590.28        | 24,693.17        | 5,503,283.45        | 5,503,283.45        | 7,694,785.81         | 1,870,425.75         | 5,799,666.89         | 24,693.17         | 7,694,785.81         |
| <b>Total</b>              | <b>15,647,237.53</b> | <b>14,616,743.32</b> | <b>490,038.00</b> | <b>30,754,018.85</b> |                               | <b>8,288,051.81</b> | <b>24,693.17</b> | <b>8,312,744.98</b> | <b>8,312,744.98</b> | <b>39,066,763.83</b> | <b>15,647,237.53</b> | <b>22,904,795.13</b> | <b>514,731.17</b> | <b>39,066,763.83</b> |

**SUMMARY**

|   | Prev. Report            | This Month                | As of Date            |
|---|-------------------------|---------------------------|-----------------------|
| Total Disbursements Authorities Received                  | 1,368,533,430.72        | 1,279,292,785.81          | 2,647,826,216.53      |
| Notice of Cash Allocation (NCA)                           | 1,355,915,000.00        | 1,271,598,000.00          | 2,627,513,000.00      |
| Tax Remittance Advice (TRA)                               | 12,618,430.72           | 7,694,785.81              | 20,313,216.53         |
| Less: Notice of Transfer Allocation (NTA) Issued          | 48,830,509.67           | 2,450,032,538.27          | 2,498,863,047.94      |
| <b>Total Disbursements Authorities Available</b>          | <b>1,319,702,921.05</b> | <b>(1,170,739,752.46)</b> | <b>148,963,168.59</b> |
| <b>Less:</b>  |                         |                           |                       |
| Lapsed NCA Disbursements                                  | 109,896,314.75          | 39,066,763.83             | 148,963,078.58        |
| Total   | 109,896,314.75          | 39,066,763.83             | 148,963,078.58        |
| <b>Balance of Disbursements Authorities as of to Date</b> | <b>1,209,806,606.30</b> | <b>(1,209,806,516.29)</b> | <b>90.01</b>          |

Total Disbursements Program: 1,319,702,921.05 (Prev. Report), (1,170,739,752.46) (This Month), 148,963,168.59 (As of Date)  
 Less: Actual Disbursements (Over)/Under Spending: 109,896,314.75 (Prev. Report), 39,066,763.83 (This Month), 148,963,078.58 (As of Date)  
**1,209,806,606.30 (1,209,806,516.29) 90.01**

Certified Correct:  
  
**GARRIEL M. SAUGON**  
 Chief Accountant-FMS-AD  
 Date \_\_\_\_\_

Approved by:  
  
**SAMAD B. DIRANSA**  
 Officer-in-Charge-FMS-OED  
 Date: FMS-2024

DEPARTMENT OF BUDGET AND MANAGEMENT  
 AS OF 11:00 AM  
**RECEIVED**  
**APR 08 2024**  
 BY: \_\_\_\_\_  
 REF. NO. \_\_\_\_\_

COMMISSION ON AUDIT  
 RECEIVED BY: [Signature]  
 DATE: \_\_\_\_\_  
 TIME: 10:20

**FILE COPY**

MONTHLY REPORT OF DISBURSEMENTS  
For the month of March 2024

Department: Department of Labor and Employment  
Agency: Technical Education and Skills Development Authority  
Operating Unit: Central Office  
Organization Code: 22 009 0100000  
Fund Cluster: 01 Regular Agency Fund

| Particulars                         | Current Year Budget  |                      |          |                   |                      | Prior Year's Budget           |                     |          |                  |                     | Current Year's Accounts |          |          |          |                     | SUB-TOTAL           | Trust Liabilities    |          |          | Grand Total |           |                      |                      |          | Remarks           |                      |    |
|-------------------------------------|----------------------|----------------------|----------|-------------------|----------------------|-------------------------------|---------------------|----------|------------------|---------------------|-------------------------|----------|----------|----------|---------------------|---------------------|----------------------|----------|----------|-------------|-----------|----------------------|----------------------|----------|-------------------|----------------------|----|
|                                     | PS                   | MOOE                 | FinEx    | CO                | TOTAL                | Prior Year's Accounts Payable |                     |          |                  | Sub-Total           | PS                      | MO       | FinEx    | CO       | Sub                 |                     | PS                   | MO       | CO       | PS          | MOOE      | FinEx                | CO                   | TOTAL    |                   |                      |    |
|                                     |                      |                      |          |                   |                      | 7                             | 8                   | 9        | 10               |                     |                         |          |          |          |                     |                     |                      |          |          |             |           |                      |                      |          |                   | 11=(7+8+9+10)        | 12 |
| 1                                   | 2                    | 3                    | 4        | 5                 | 6=(2+3+4+5)          | 7                             | 8                   | 9        | 10               | 11=(7+8+9+10)       | 12                      | 13       | 14       | 15       | 16=(11+12)          | 17=(11+16)          | 18=(6+17)            | 19       | 20       | 21          | 22=(19+2) | 23                   | 24                   | 25       | 26                | 27=(23+24+25+26)     | 28 |
| CASH DISBURSEMENTS                  | 13,776,811.78        | 14,295,666.71        | -        | 490,038.00        | 28,562,516.49        | -                             | 2,809,461.53        | -        | -                | 2,809,461.53        | -                       | -        | -        | -        | 2,809,461.53        | 2,809,461.53        | 31,371,978.02        | -        | -        | -           | -         | 13,776,811.78        | 17,105,128.24        | -        | 490,038.00        | 31,371,978.02        |    |
| Notice of Cash Allocation (NCA)     | 13,776,811.78        | 14,295,666.71        | -        | 490,038.00        | 28,562,516.49        | -                             | 2,809,461.53        | -        | -                | 2,809,461.53        | -                       | -        | -        | -        | 2,809,461.53        | 2,809,461.53        | 31,371,978.02        | -        | -        | -           | -         | 13,776,811.78        | 17,105,128.24        | -        | 490,038.00        | 31,371,978.02        |    |
| MDS Checks Issued                   | 11,203,777.48        | 8,839,074.77         | -        | -                 | 20,042,852.25        | -                             | 74,062.50           | -        | -                | 74,062.50           | -                       | -        | -        | -        | 74,062.50           | 74,062.50           | 20,116,914.75        | -        | -        | -           | -         | 11,203,777.48        | 8,913,137.27         | -        | -                 | 20,116,914.75        |    |
| Advice to Debit Account             | 2,573,034.30         | 5,456,591.94         | -        | 490,038.00        | 8,519,664.24         | -                             | 2,735,399.03        | -        | -                | 2,735,399.03        | -                       | -        | -        | -        | 2,735,399.03        | 2,735,399.03        | 11,255,063.27        | -        | -        | -           | -         | 2,573,034.30         | 8,191,990.97         | -        | 490,038.00        | 11,255,063.27        |    |
| <b>TOTAL CASH DISBURSEMENTS</b>     | <b>13,776,811.78</b> | <b>14,295,666.71</b> | <b>-</b> | <b>490,038.00</b> | <b>28,562,516.49</b> | <b>-</b>                      | <b>2,809,461.53</b> | <b>-</b> | <b>-</b>         | <b>2,809,461.53</b> | <b>-</b>                | <b>-</b> | <b>-</b> | <b>-</b> | <b>2,809,461.53</b> | <b>2,809,461.53</b> | <b>31,371,978.02</b> | <b>-</b> | <b>-</b> | <b>-</b>    | <b>-</b>  | <b>13,776,811.78</b> | <b>17,105,128.24</b> | <b>-</b> | <b>490,038.00</b> | <b>31,371,978.02</b> |    |
| NON-CASH DISBURSEMENTS              | 1,870,425.75         | 321,076.61           | -        | -                 | 2,191,502.36         | -                             | 5,478,590.28        | -        | 24,693.17        | 5,503,283.45        | -                       | -        | -        | -        | 5,503,283.45        | 5,503,283.45        | 7,694,785.81         | -        | -        | -           | -         | 1,870,425.75         | 5,799,666.89         | -        | 24,693.17         | 7,694,785.81         |    |
| Tax Remittance Advices Issued (TRA) | 1,870,425.75         | 321,076.61           | -        | -                 | 2,191,502.36         | -                             | 5,478,590.28        | -        | 24,693.17        | 5,503,283.45        | -                       | -        | -        | -        | 5,503,283.45        | 5,503,283.45        | 7,694,785.81         | -        | -        | -           | -         | 1,870,425.75         | 5,799,666.89         | -        | 24,693.17         | 7,694,785.81         |    |
| <b>TOTAL NON-CASH DISBURSEMENTS</b> | <b>1,870,425.75</b>  | <b>321,076.61</b>    | <b>-</b> | <b>-</b>          | <b>2,191,502.36</b>  | <b>-</b>                      | <b>5,478,590.28</b> | <b>-</b> | <b>24,693.17</b> | <b>5,503,283.45</b> | <b>-</b>                | <b>-</b> | <b>-</b> | <b>-</b> | <b>5,503,283.45</b> | <b>5,503,283.45</b> | <b>7,670,092.64</b>  | <b>-</b> | <b>-</b> | <b>-</b>    | <b>-</b>  | <b>1,870,425.75</b>  | <b>5,799,666.89</b>  | <b>-</b> | <b>-</b>          | <b>7,670,092.64</b>  |    |
| <b>GRAND TOTAL</b>                  | <b>15,647,237.53</b> | <b>14,616,743.32</b> | <b>-</b> | <b>490,038.00</b> | <b>30,754,018.85</b> | <b>-</b>                      | <b>8,288,051.81</b> | <b>-</b> | <b>24,693.17</b> | <b>8,312,744.98</b> | <b>-</b>                | <b>-</b> | <b>-</b> | <b>-</b> | <b>8,312,744.98</b> | <b>8,312,744.98</b> | <b>39,066,763.83</b> | <b>-</b> | <b>-</b> | <b>-</b>    | <b>-</b>  | <b>15,647,237.53</b> | <b>22,904,795.13</b> | <b>-</b> | <b>514,731.17</b> | <b>39,066,763.83</b> |    |

SUMMARY

| Particulars (1)  | Previous Report (2) | This Month (3)   | As at Date (4)   |
|--|---------------------|------------------|------------------|
| Total Disbursement Authorities Received                        | 1,368,533,430.72    | 1,279,292,785.81 | 2,647,826,216.53 |
| NCA  | 1,355,915,000.00    | 1,271,598,000.00 | 2,627,513,000.00 |
| NTA  | -                   | -                | -                |
| Working Fund   | 12,618,430.72       | 7,694,785.81     | 20,313,216.53    |
| TRA  | -                   | -                | -                |
| CDC  | -                   | -                | -                |
| NCAA   | -                   | -                | -                |
| Less: Notice of Transfer of Allocations (NTA)* issued          | 48,830,509.67       | 2,450,032,538.27 | 2,498,863,047.94 |
| Total Disbursement Authorities Available                       | 1,319,702,921.05    | 1,170,739,752.46 | 148,963,168.59   |
| Less:  |                     |                  |                  |
| Lapsed NCA Disbursements                                       | 109,896,314.75      | 39,066,763.83    | 148,963,078.58   |
| Less: Other Non-Cash Disbursements                             | -                   | -                | -                |
| Disbursements effected through outright deductions from claims | -                   | -                | -                |
| Overpayment of expenses (e.g. personnel benefits)              | -                   | -                | -                |
| Restitution for loss of government property                    | -                   | -                | -                |
| Liquidated damages and similar claims                          | -                   | -                | -                |
| Others (e.g. TEF, BTr, Docs Stamp, etc.)                       | -                   | -                | -                |
| Add/Less: Adjustments (e.g. cancelled/staled checks)           | -                   | -                | -                |
| Balance of Disbursement Authorities as at date                 | 1,319,702,921.05    | 1,170,739,752.46 | 148,963,168.59   |
| Total Disbursements Program                                    | 109,896,314.75      | 39,066,763.83    | 148,963,078.58   |
| Less: *Actual Disbursements (Over)/Under spending              | 1,209,806,606.30    | 1,209,806,516.29 | 90.01            |


Notes: \* The use of NTA is discouraged  
Notes: \*\* Amounts should tally with the grand total disbursement

Certified Correct

GARRIEL M. SAUGON  
Date

Approved By:

SARAD R. BRIBANSA  
Date



COMMISSION ON AUDIT  
RECEIVED BY: *[Signature]*  
DATE: *4/11/24*  
TIME: *10:20*